

Lesson 2: How Does The Wind Help to Grow Plants?

Learning Objective

To be able to explain how each element has a role in nature through a story-acting session.

Skills Objective



Communication - I can plan what needs to be shared

Outcomes: Young people can talk about the interrelationship between a flower, the wind and the soil. Through this session, they understand that each element has a role to play in the environment.




National Curriculum: Science - identify and describe the basic structure of a variety of common flowering plants, including trees

Time	Teaching content
40 min.	<p>This session aims for pupils to learn that each element has a role in nature - this lays the foundations to understand at an older age the interrelationships sustaining life.</p> <p>To keep things simple and engaging for the children, we recommend looking at a story of seed dispersal between a wildflower such as dandelion, the wind and the soil. Please look at our presentation slides for resources to lead the story. Bringing a real dandelion that can be passed around to children can be helpful to visualise the seeds on the flower.</p> <p>We encourage teachers to lead the lesson as a play-role session.</p> <p>For example, the lesson could begin with the teacher using the slide to interact with the children and presenting the different elements to the children by acting the wind, the seeds flying out, etc. Then, the class could gather in a circle and follow the teacher's instructions to act out the different elements of the story.</p>

Lesson 2: How Does The Wind Help to Grow Plants?

Time	Teaching content
40 min.	At the end of the session, children can draw a story-map retelling how the wind, the dandelion and the soil work together. This can open more investigations. For example, pupils may want to look at what other things work together and look at how a tree provides shelter for birds and squirrels and shade for plants. The teacher can decide what best investigation can be carried out based on the biodiversity found in the area.

Resources

1		A dandelion and its fluffy ball.
---	--	----------------------------------

Lesson 2: How Does The Wind Help to Grow Plants?

How Does The Wind Help to Grow Plants? Lesson 2



Activity 2: How does the wind help to grow plants?

Learning Objective

To be able to explain how each element has a role in nature through a story-acting session.

Skills Objective


Communication - I can plan what needs to be shared



National Curriculum: Science
Identify and describe the basic structure of a variety of common flowering plants, including trees

WHAT MAKES THE WIND BLOW?


The wind is just air moving around the Earth's surface.
The air rises and sinks which creates different air motions.



WHAT DO PLANTS NEED TO GROW?

Plants need water, air, sunlight and soil to grow. This dandelion below has bloomed because it has received enough of these elements.

WATCH THE ONE YEAR TIME LAPSE OF A DANDELION, click [HERE](#)



WHAT'S A DANDELION?

A dandelion is a common wildflower that grows in grasslands.
It is important to let them grow as they are a source of food for pollinators.

When dandelions get old, they wither and turn into white fluff balls. Click [HERE](#) to watch them grow and turn into fluffy balls!



DANDELION BLOW GAME

A common game that children like to play is blowing dandelions. Did you ever wonder what happens to the seeds once they fly away?



The wind disperses the seeds as they fly away. If they fall onto fertile soil and are buried, they will grow back into plants.

DANDELIONS GROWING

What do plants need to grow?

Seeds need to be planted into fertile soil and have enough sunlight, air and water to grow into plants. It is the same for dandelion seeds.



ACTIVITY

On a piece of paper create your own drawing of a dandelion growing and the wind dispersing its seeds. Can you tell or act out the life cycle of a dandelion?



THINK AND INVESTIGATE

Can you think of other elements of nature that work together? You could find out about:

- 👉 How trees provide shelter to animals.
- 👉 What pollinators do.
- 👉 Learn about the food chain.