




Teaching Activities

The resources below support the teaching of the skills needed so pupils can carry out their own social action projects. It should:

- Introduce the young person to the subject of **environment and sustainability**.
- Go through the process of understanding what social action is by analysing an approach already taken.
- Inspire young people to act within a school, community, or city.

It is essential that the teacher (any adult supporting the learning) emphasises the key skills that are being covered at each stage. The skills are transferable and can be applied across a range of different subjects and contexts. Below are examples of possible delivery methods. The resources are adaptable and can be taught in line with your curriculum model.

Over View of KS1 Teaching Activities

Lesson 1: What Things Do I like In Nature?	
Learning Objective To explain the different elements of nature	Skills Objective  Problem-Solving - I can recognise what i am good at  Problem-Solving - I can start to identify the questions to resolve the issue
Lesson 2: How Does The Wind Help to Grow Plants?	
Learning objective To be able to explain how each element has a role in nature through a story-acting session.	Skills Objective  Communication - I can plan what needs to be shared

Lesson 3: How Can I Grow a Garden?

Learning Objective

To discuss how to plant a garden.

Skills Objectives



Teamwork - I can work with others

Lesson 4: How Can I Write Instructions to Grow and Look After Plants?

Learning Objective

To be able to illustrate how to grow and look after plants.

Skills Objective



Teamwork - I can support others in my team